


POWER FERRITE TRANSFORMERS

60-90W ETD34 - 4 OUTPUT FLYBACK TRANSFORMERS

FWPT ETD34050 SERIES



FEATURES:

- Primary / Secondary Insulation \geq 4000V
- Primary Auxiliary Insulation \geq 1500V
- Creepage distances Primary / secondary \geq 8mm

OPTIONS:

- Bulk packaging is standard
- Custom design available

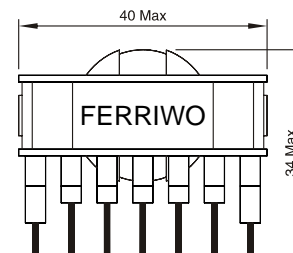
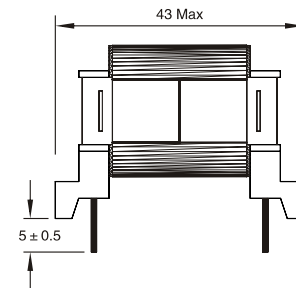
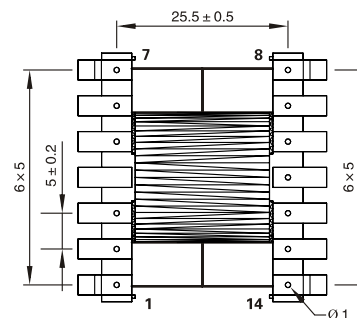
COMMON APPLICATIONS:

- AC-DC converters
- DC-DC converters
- Switch Power supplies
- SMPS: Flyback, Forward and Push-pull
- SMPS: Half Bridge and Full Bridge

ELECTRICAL CHARACTERISTICS

Control IC Manufacturer	Control IC P/N	Input voltage	Power	Frequency
Infineon	TDA16834	185-265 Vrms	80 w	100 kHz
Infineon	TDA16836	85-265 Vrms	60 w	100 kHz
Motorola	MC33373	185-265 Vrms	80 w	100 kHz
Motorola	MC33373	85-265 Vrms	60 w	100 kHz
Power Integrations	TOP246Y	185-265 Vrms	90 w	132 kHz
Power Integrations	TOP246Y	85-265 Vrms	60 w	66 or 132 kHz
ST Microelectronics	VIPer100A	185-265 Vrms	80 w	70 kHz
ST Microelectronics	VIPer100A	85-265 Vrms	60 w	70 kHz

PHYSICAL CHARACTERISTICS

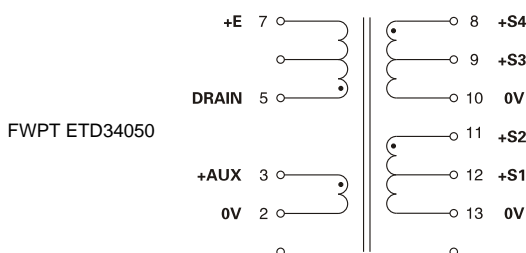


SIZE ETD34 - 4 OUTPUTS : 5 + 12/12v - FLYBACK TRANSFORMER							
Part Number	Output Power max	Windings					
		Pins	Turns	Voltage	Current max	Inductance (+/-10%)	
FWPT ETD34050	90w	Pri	5-7	36	65-125(VOR)	2.8 Apeak	500 μ H
		Aux	3-2	4	7-14 Vdc	0.5 Adc	
		S1	12-13	2	3.3-6.5	5 Adc	
		S2	11-13	5	8.5-17 Vdc	3 Adc	
		S3	9-10	2	3.3-6.5	5 Adc	
		S4	8-10	5	8.5-17 Vdc	3 Adc	

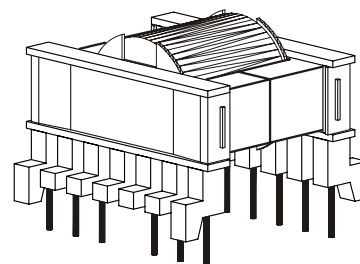
Note : S1/S3 or S2/S4 can be connected in series or in parallel

TECHNICAL INFORMATION

- Ambient temperature < 50°C
- Construction conforms to CEI 950, CEI 335, CEI 61558 for reinforced insulation
- Exclusively uses UL94-VO listed materials



Note: PIN 4 Removed, PCB Drilling Diameter = 1.5mm



Note: All dimensions in mm